

ZNZ Introductory Course in Neuroscience
Mon 15.03.2010

Learning and Memory

David P. Wolfer MD

Institute of Anatomy and ZIHP, University of Zurich
Institute for Human Movement Sciences and Sport, ETH Zurich
<http://www.dpwolfer.ch>
dpwolfer@anatom.uzh.ch, dwolfer@ethz.ch

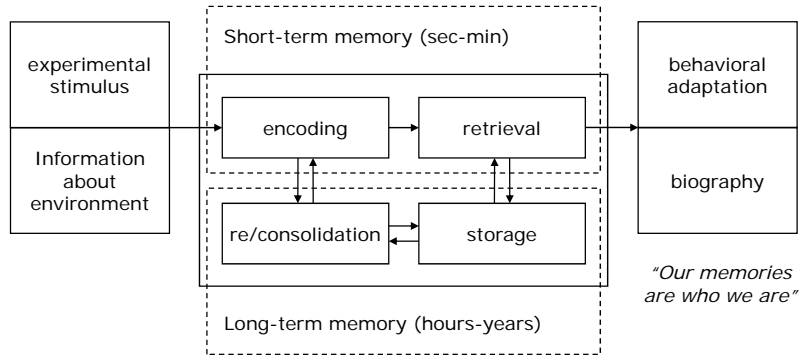
Introductory Course in Neuroscience, Wolfer, 15.03.2010

Contents

- | | |
|---|---|
| ① <i>Introduction</i> <ul style="list-style-type: none">- definition, processes- short and long-term memory | ④ <i>Experimental investigation</i> <ul style="list-style-type: none">- levels of analysis- compartmentalization of memory systems |
| ② <i>Types of long-term memory</i> <ul style="list-style-type: none">- declarative memory- nondeclarative memory | ⑤ <i>Animal models</i> <ul style="list-style-type: none">- of nondeclarative memory- of declarative memory |
| ③ <i>Amnesia</i> <ul style="list-style-type: none">- anterograde, retrograde- patient H.M. | |

Introductory Course in Neuroscience, Wolfer, 15.03.2010

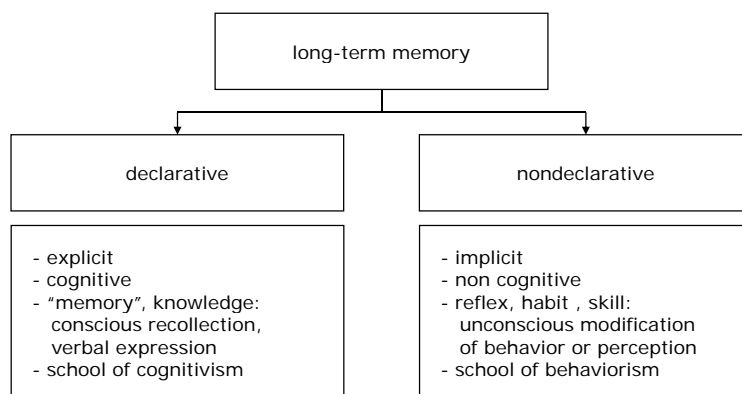
Processes in learning and memory



Consolidation: memory fixation – reorganization (systems consolidation)

Introductory Course in Neuroscience, Wolfer, 15.03.2010

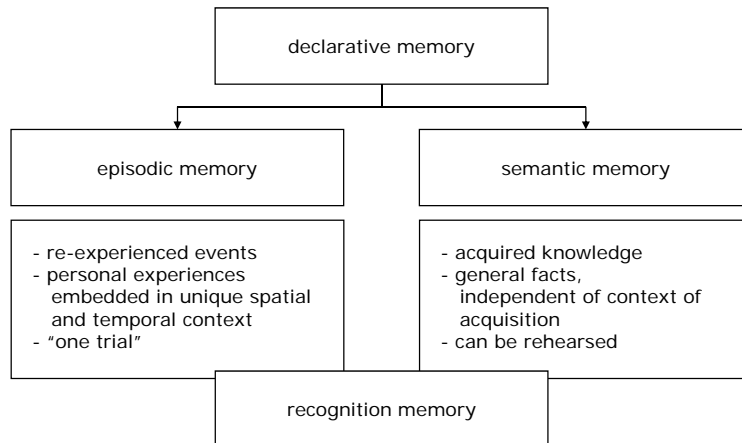
Declarative and nondeclarative memory



Often activated simultaneously!

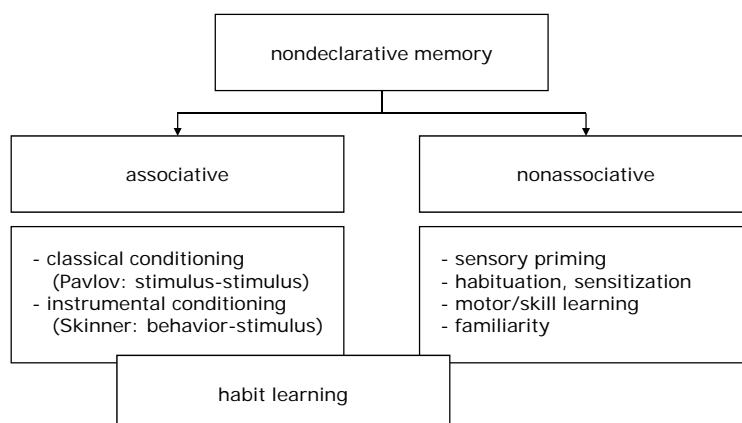
Introductory Course in Neuroscience, Wolfer, 15.03.2010

Types of declarative memory



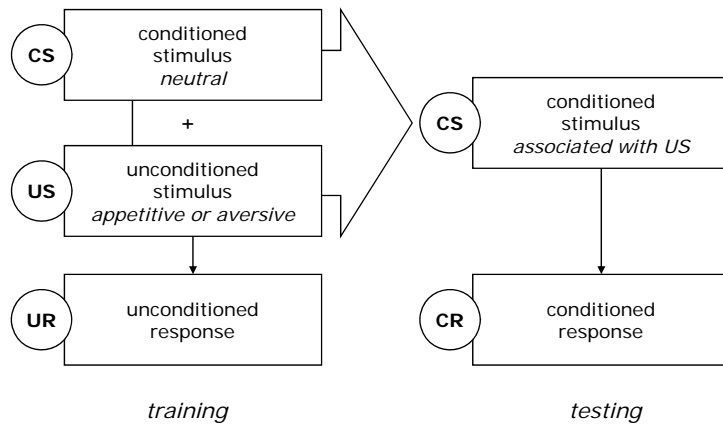
Introductory Course in Neuroscience, Wolfer, 15.03.2010

Types of nondeclarative memory



Introductory Course in Neuroscience, Wolfer, 15.03.2010

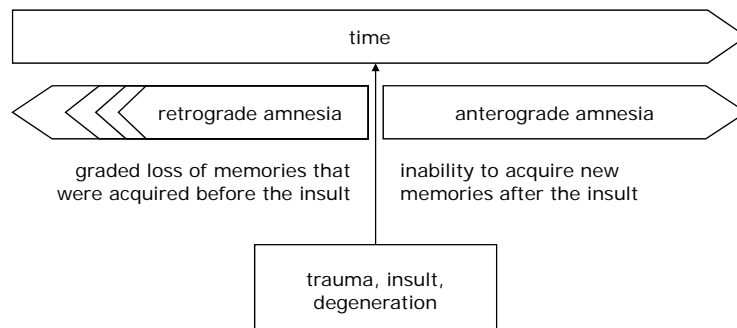
Classical (Pavlovian) conditioning



Introductory Course in Neuroscience, Wolfer, 15.03.2010

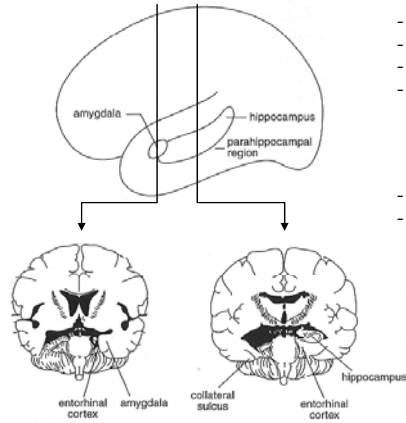
Amnesia

= loss of declarative memory function,
with preserved short-term and nondeclarative memory



Introductory Course in Neuroscience, Wolfer, 15.03.2010

Patient H.M.



- 1926-2008
- 1933 knocked down by bicycle
- development of uncontrollable epilepsy
- 1953 bilateral medial temporal lobe resection by William Scoville

Result:

- Seizures less frequent and controllable
- Severe amnesic syndrome:
 - complete anterograde amnesia
 - retrograde for >15y before surgery
 - nondeclarative memory spared
 - short-term memory spared
 - IQ and language normal
 - cooperative, very placid temper

Introductory Course in Neuroscience, Wolfer, 15.03.2010

Levels of analysis

Psychological level

- distinction und definition of various types of memory
- description of their properties, formalization
- models and learning theories, subject as „black box“

Systemic level

- compartmentalization and localization to different brain areas
- role of particular cell populations, fiber tracts, transmitters

Cellular and molecular level

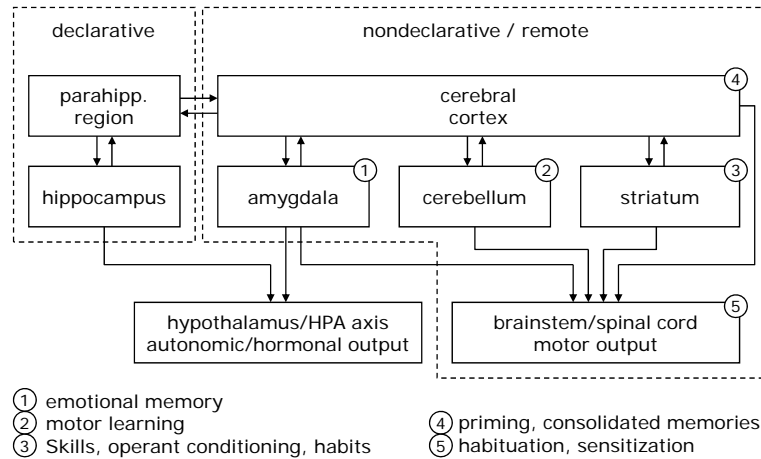
- Role of cellular processes: signaling cascades, protein phosphorylation, protein synthesis, gene expression, cell motility & proliferation
- Role of specific genes, proteins and their interactions

Simulation

- mathematical models, computer simulation
- electronic circuits, robots

Introductory Course in Neuroscience, Wolfer, 15.03.2010

Simplified anatomical framework for memory



Introductory Course in Neuroscience, Wolfer, 15.03.2010

Animal models of nondeclarative memory

Associative

- classical conditioning:
 - fear conditioning (rats, mice - amygdala)
 - conditioned taste aversion (rats, mice – amygdala, cortex)
 - eye blink conditioning (rabbits, mice - cerebellum)
- operant conditioning
 - Skinner box (primates, birds, rats, mice - striatum)
 - Home cage testing environments (mice)

Nonassociative

- motor skill learning
 - rotarod, beam walking (rats, mice - cerebellum, striatum)
- habit learning
 - dry land and water mazes (rats, mice - striatum)
- habituation, sensitization
 - startle reflex (rats, mice - brainstem)

Introductory Course in Neuroscience, Wolfer, 15.03.2010

Animal models of declarative memory

- species differences! lack of language in animals!
- declarative memory defined indirectly through dependence on hippocampus
- no fully established model of episodic memory: "episodic-like" memory

Spatial memory

- place navigation in water-maze (rat, mouse)
- 8-arm radial maze (rat, mouse)
- T-maze alternation (rat, mouse)

Modified conditioning models

- contextual fear conditioning (rat, mouse)
- trace fear or eye blink conditioning (rabbit, rat, mouse)
- home cage testing environments (mouse)

Other models

- object recognition, D(N)MS = delayed (non) matching to sample (rat, primate)
- social recognition, social transmission of food preferences (rat, mouse)
- paired-associate tasks (rat, primates)